

Access Statement for the Gallery of Modern Art (GoMA), Glasgow



Contents

1.	Introduction	3
2.	Getting to the Gallery of Modern Art:	4
	By foot	4
	By train or Subway	4
	By bus	6
	By car	6
3.	Car Parking	7
4.	Gallery Entrance	8
5.	Café and Dietary Requirements	10
6.	Toilets and Changing Facilities	12
7.	Galleries	14
8.	Staff Training	16
9.	Future Plans	17
10.	Feedback	17
11.	Contact Information	18

1. Introduction

The Gallery of Modern Art welcomes all visitors. We aim to provide the best possible access for everyone so that you enjoy your visit to our venue whether it's for a guided tour, an event, exhibition, meeting or conference, or to use the café or library facilities.

GoMA is housed in an iconic building which it shares with the city-centre Library. The centre for Glasgow's contemporary art collection, GoMA's changing displays are inspired by what the City owns. The Library at GoMA houses a café and free Internet-access terminals and you can borrow from an extensive collection of art and design books, as well as general books.

The Gallery of Modern Art is open until 8pm every Thursday – between the hours of 6pm and 8pm the gallery spaces are quieter and less congested.

We welcome all visitors; however, specific provision will be made for visitors with disabilities in terms of physical access and gallery development. This statement lists the range of provisions we have made to ensure that every visitor has a good time when they visit us.

We run lots of special events throughout the year, so please check our website www.glasgowmuseums.com for details. Inside the Gallery you will find the Enquiries Desk with up-to-date news, and our staff are always on hand to help.

Please also note that entry to our museums and galleries is free but temporary exhibitions may be subject to an entry fee. Essential carers are exempt from admission charges.

This access statement aims to accurately describe the facilities and services that we offer all our visitors, but should not be taken as guidance on the suitability of the building for those with access needs.

We look forward to welcoming you. If you have any queries or require any assistance please phone (+44) (0)141 287 3050 or email museums@glasgowlife.org.uk

2. Getting to the Gallery of Modern Art

**Gallery of Modern Art
58 Royal Exchange Square
Glasgow G1 3AH**

The Gallery of Modern Art is situated in Royal Exchange Square in the heart of Glasgow's city centre. The entrance to the Gallery is from Queen Street, which leads into Royal Exchange Square.

By foot

The Gallery of Modern Art is situated half-way down Queen Street and is easily accessible on foot. It is around 5 minutes' walk from Queen Street and Argyle Street train stations and a 10-minute walk from Glasgow Central Station.

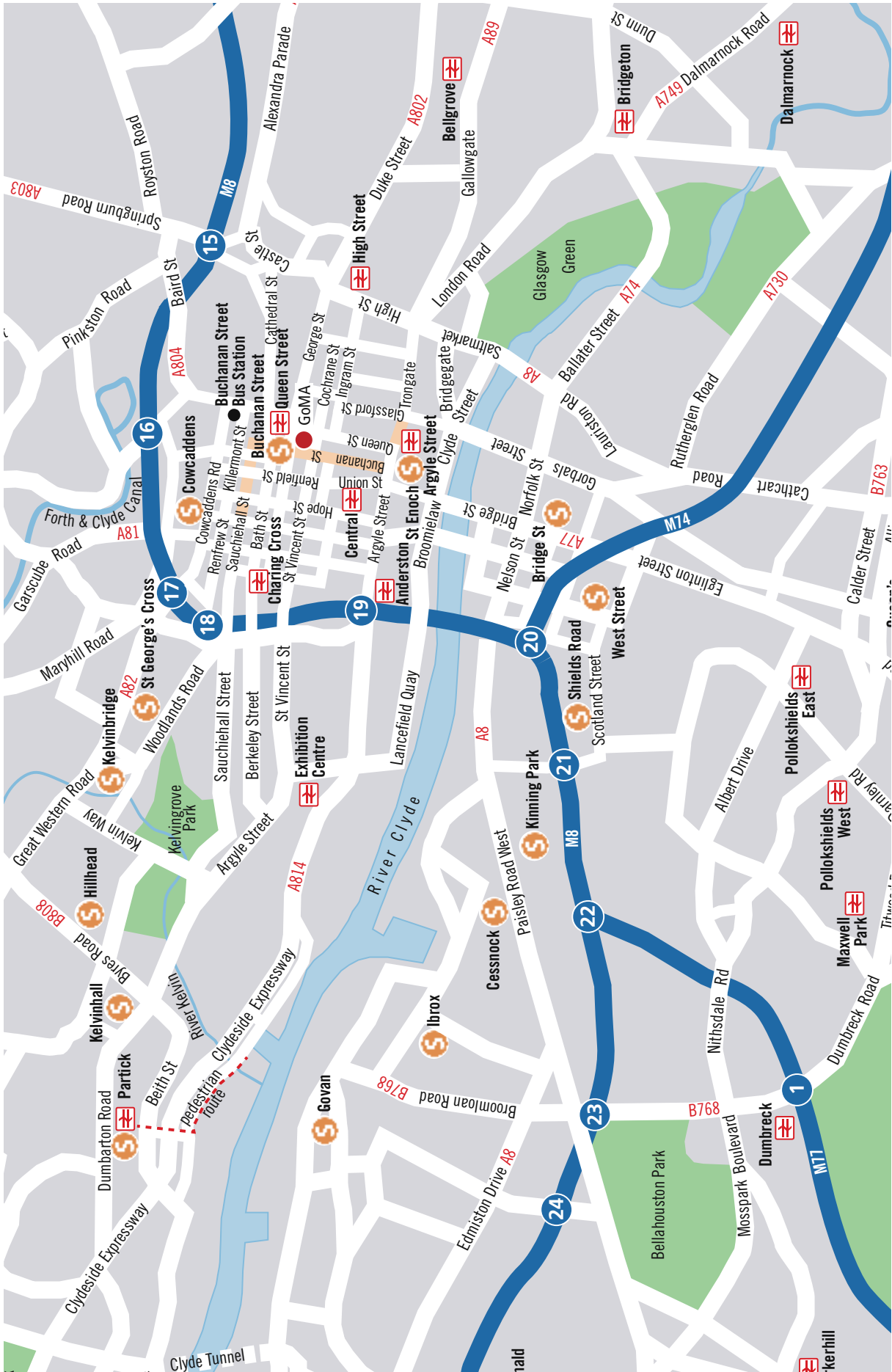
By train and Subway

For train times call National Rail Enquiries on 08457 48 49 50 or visit www.nationalrail.co.uk. This link will give precise details and guidance on any accessibility issues for Queen Street, Argyle Street and Glasgow Central Stations.

The nearest train stations for mainline trains are Queen Street or Glasgow Central Station. It takes around 5 minutes to walk to the Gallery of Modern Art from Queen Street Station, and 10 minutes to walk from Glasgow Central Station.

A step-by-step guide to walking direction can be found at this link <https://maps.google.co.uk>

Access Statement for the Gallery of Modern Art (GoMA), Glasgow



Why not park at one of the Park & Ride Subway Stations: Bridge Street, Kelvinbridge or Shields Road? The Gallery of Modern Art is then only a 5-minute walk from Buchanan Street or St Enoch Subway Stations. From Buchanan Street Station exit onto Buchanan Street, then halfway down Buchanan Street turn into Royal Exchange Square where the Gallery of Modern Art is situated. From St Enoch Station, exit onto Argyle Street, then cross over into Buchanan Street and halfway up Buchanan Street turn right into Royal Exchange Square where the Gallery of Modern Art is situated.

Click [here](#) for more information on costs and timetable and accessibility guidance for the Subway network.

You can also use www.travelinescotland.com to plan your trip.

By bus

First Bus services 2, 6, 7a, 18, 21, 60, 60a, 61, 75, 240, 255, 263 and 267 going towards the east of the city all stop outside the Gallery on Ingram Street. First Bus services numbers 6, 6a and 500 coming from the east stop in George Square. For details call SPT on 0141 332 6811 or visit www.spt.co.uk. There is a bus stop within 150m (164yds) of the venue.

You can also take advantage of the 100 Riversider service, run by Garelochhead Coaches, anywhere between George Square (the Gallery is about a 2-minute walk from the Square), SECC, Kelvingrove Art Gallery and Museum and Riverside Museum. This runs every 30 minutes – see www.spt.co.uk/cms/wp-content/uploads/2015/06/George-Square-SECC-Riverside-Museum.pdf for details.

By car

The Gallery of Modern Art is situated in Queen Street, G1 3AZ, around 3 minutes from the M8 motorway. You can plan your journey by using <https://maps.google.co.uk>

3. Car Parking

There is no dedicated car park at the venue.

There are no on-site parking facilities at the venue. Limited pay and display parking facilities are available on Queen Street and around George Square. The nearest multi-storey parking facilities are located at the St Enoch Centre, the Buchanan Galleries or in Mitchell Lane, all of which are within 5–10 minutes' walking distance from the venue.

Blue Badge parking within the surrounding area is limited, with spaces on Queen Street, George Square, St Vincent Street, and Argyle Street.

There is no designated drop-off point for coaches or minibuses bringing visitors to the Gallery. There is a loading bay in Queen Street outside Virgin Money, adjacent to the Gallery of Modern Art main entrance, where vehicles may stop for a short time. We do not offer a collection service to the venue.

4. Gallery entrance

There is one entrance to the Gallery of Modern Art which is from Queen Street.

The streets surrounding the Gallery of Modern Art are in relatively good condition; however, the street level external to the venue's main entrance can be slightly misjudged due to the grading slabs in this area.

There is wheelchair access to all floors, and wheelchairs are available for visitors to borrow free of charge during their visit. If you require this service, on arrival please ask a member of staff who will be happy to assist.

Main Entrance

The main entrance and reception area are situated on the ground floor of the venue, which is level throughout. The main Enquiries Desk is on the right-hand side on entry to the building, while on the left-hand side is a door giving access to the shop.

Main entrance from Queen Street.



The door width is 89cm (2ft 11in). Alternative access to the shop is through the ground ellipse area on the right-hand side; this doorway width is 156cm (5ft 1in). The Enquiries Desk is not at a wheelchair-accessible height, but a member of staff is always on hand to welcome and assist you.

The Gallery is free to enter. Guide and Assistance dogs are welcome, and dog bowls and water are available from the Enquiries Desk.

A portable induction loop is available from the Enquiries Desk. Our induction loop is inspected bi-annually and we fix any problems that are brought to our notice between inspections.

There is a cloakroom facility at the Enquiries Desk where you can leave coats and jackets, but please note we do not offer a left luggage facility. Luggage can be left at Queen Street or Glasgow Central train stations which are a 5- and 10-minute walk from the Gallery.

- We have information leaflets and maps available in Braille – please ask at the Enquiries Desk.
- For information about the latest exhibitions go to: <http://www.glasgowlife.org.uk/museums/galleryofmodernart/current-exhibition/Pages/default.aspx>
- There is a welcome video to the Gallery in British Sign Language and International Sign at <http://www.glasgowlife.org.uk/museums/GoMA/about/Pages/default.aspx>

Enquiries Desk at the main entrance to GoMA.



5. Café and Dietary Requirements

The Gallery of Modern Art has a café in the basement level, accessible by stairs and lift. A range of food and drinks is available, including hot teas, coffees, soft drinks and a wide selection of sandwiches, soup, snacks and cakes, with vegetarian options.

We use local suppliers wherever possible as well as those committed to protecting the environment. Our coffee is Fairtrade and our tea is Rainforest Alliance-certified.

Tables are movable.

Floors, tables and chairs are in contrasting colours.

Lighting in the café is bright but with very little natural light.

The Gallery of Modern Art café supports and welcomes breastfeeding mothers.

Café.



The following information is for the café:

- Once inside, there is level access to the service.
- No tables or chairs are permanently fixed, and can be relocated to improve access.
- No chairs have armrests.
- The nearest table is 4m (13ft 1in) from the café entrance.
- The distance between the floor and all tables is 70cm (2ft 4in).
- Menus are on the wall only.
- Menus are not available in Braille or large print.
- Picture menus are not available.

Menus are clearly written and presented in contrasting colours.

Opening times of café

Please note the café closes 30 minutes before the rest of the Gallery:

Monday	10.00–16.30
Tuesday	10.00–16.30
Wednesday	10.00–16.30
Thursday	10.00–19.30
Friday	11.00–16.30
Saturday	10.00–16.30
Sunday	11.00–16.30

Packed Lunch Space

There is no facility for visitors to eat their own packed lunches within the venue.

6. Toilets and Changing Facilities

Lower and Upper Ground Floor and First Floor facilities

The Gallery of Modern Art has accessible toilet facilities in the basement and upper floor.

The location of all the facilities can be located on our easy to follow Floor Plan.

Basement Floor 1 accessible toilet (322cm x 285cm)
Door width: 86cm (2ft 10in)
Includes baby changing facilities.

Upper Floor: 1 accessible toilet (190cm x 167cm)
Door width: 90cm (2ft 11in)
Includes baby changing facilities

Accessible toilets.



A standard accessible toilet with:

- vertical rails at the side of the toilet and basin
- coat hook
- lever taps
- low level hand dryer
- good overhead lighting
- grey tiles define the wall/floor meeting point and doorway edges
- the width of the accessible toilet door located in the venues is 86cm (2ft 10in)

Both accessible toilets are fitted with a Red Alarm Cord which a member of staff will respond to if activated. There is no flashing light system in place in the event of an emergency evacuation, but a member of staff will physically check the area to ensure evacuation has been undertaken.

Accessible toilets

Public Toilet Information

- 1 female and 1 male public toilet in the Basement area.
- 1 female and 1 male public toilet on the Upper Floor – restricted to Studio users.
- Public toilets have basins and hand dryer.

7. Galleries

Details on Floor Plan

- All galleries have step-free access and are free of doors.
- All galleries have been designed with wheelchair and buggy access in mind.
- Some of the audiovisual screens in the gallery have subtitles.
- Most interactives are at wheelchair height.

There is a lift on the ground level outside the shop which will take you to all galleries on the upper floors and to the café and library area in the basement area. This lift is large enough for 1 wheelchair. Its dimensions are 200cm wide x 110cm broad.

There are multiple floor coverings throughout the galleries including dark tiles, marble, dark carpet, light-coloured linoleum and wood.

All coverings have very little sheen.

The Studio area is restricted to Learning & Access activities and is not suitable for wheelchair users. Prior notice is required to enable access for wheelchair users. The floor in the studio space is a colourful linoleum pattern.

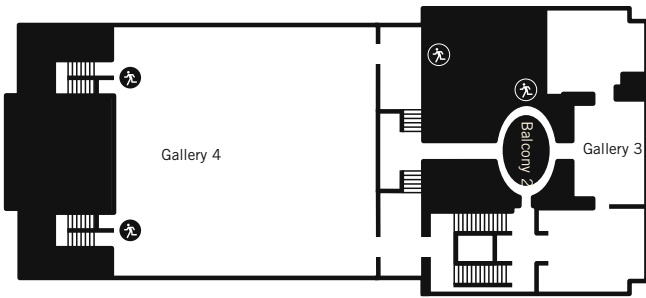
Lift.



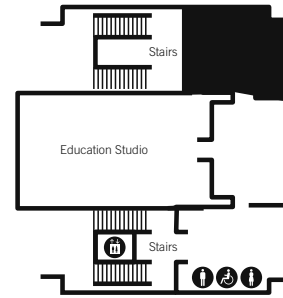
Studio flooring.



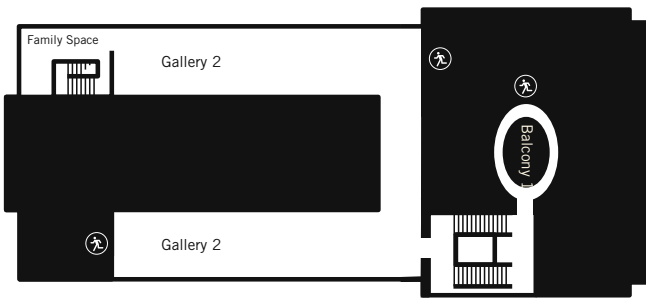
Second Floor Floor



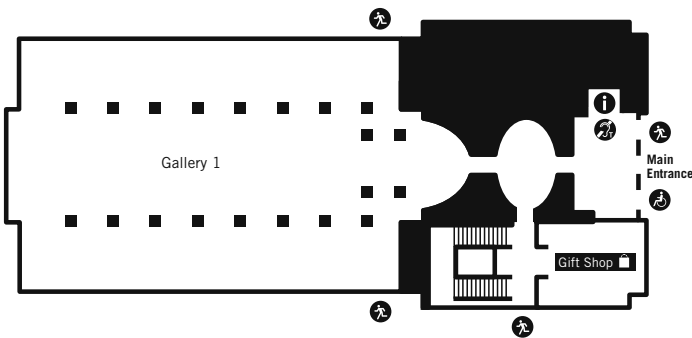
Education Workshops



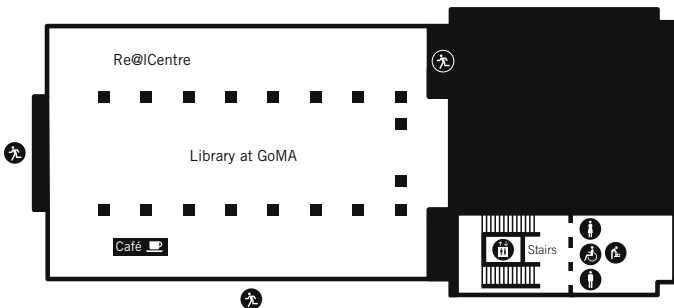
First Floor



Ground Floor



Library and Basement



- | | | | |
|-------------------|---------------------------|----------------|---------------|
| Enquiry Desk | Disabled Access / Toilets | Hearing System | Baby Changing |
| Shop | Emergency Exit | Ladies Toilets | |
| Restaurant / Café | Lifts | Gents Toilets | |

8. Staff Training

Disability awareness is embedded within our training programme for employees. Learning and Gallery Assistants and team members who work directly with the public also receive additional training, such as autism and Down's Syndrome awareness.

We want to ensure that the Gallery of Modern Art is a welcoming place for all our visitors. If you have any queries or comments, please ask to speak to a member of staff, or email the Museum Manager at the address below.

9. Future Plans

We are currently working with the Glasgow Museums Access Panel to identify areas in need of improvement in terms of physical and intellectual access within the museums.

By working with our Marketing team we hope to better represent our wide range of visitors in our information and marketing materials.

We are continuing to explore new ways to use technology and digital content to allow visitors greater access to our collections and displays.

We are investigating installing an information screen in the museum to show our welcome video in British Sign Language and International Sign.

Access Panel

The Glasgow Museums Access Panel helps ensure that Glasgow Museums addresses the barriers which prevent people attending museums. These barriers may be physical, sensory, attitudinal, cultural, social or financial.

The Access Panel is made up of people who can speak about the range of barriers faced in attending museums. The membership is drawn from Glasgow-based groups, organizations and people who experience barriers themselves either in their daily lives or have knowledge of those barriers in their roles as support workers.

10. Feedback

We welcome your views and comments on any aspect of our access statement. You are the best person to tell us if we are getting it right, and what we can do to improve our service.

You can get in touch using the contact details overleaf.

11. Contact Information

Address: Gallery of Modern Art,
58 Royal Exchange Square, Glasgow G1 3AH

Telephone: (+44) (0)141 287 3050

Website: www.glasgowmuseums.com

Email: museums@glasgowlife.org.uk



www.facebook.com/GalleryofModernArt.GlasgowMuseums



[@GlasgowGoMA](https://twitter.com/GlasgowGoMA)

Museum Manager: Victoria Hollows

Opening hours: Monday: 10.00–17.00
Tuesday: 10.00–17.00
Wednesday: 10.00–17.00
Thursday: 10.00–20.00
Friday: 11.00–17.00
Saturday: 10.00–17.00
Sunday: 11.00–17.00

Local Accessible Taxi: Glasgow Taxis: 0141 429 7070